

» What Chinese Families Really Think – and How We Can Support You!

 LANGUAGECERT®

by PeopleCert



Voice from local social media

Preferred study abroad destinations for prospective Chinese students

意向留学生倾向的留学国家 / 地区排名 TOP 10

	2026 年	2025 年	2024 年	2023 年	2022 年	2021 年	2020 年	2019 年	2018 年	2017 年	2016 年	2015 年
英国	1	1	1	1	1	1	1	2	2	2	2	2
中国香港	2	3	4	3	3	5	8	5	5	6	8	5
美国	3	2	2	2	2	2	2	1	1	1	1	1
澳大利亚	4	4	3	4	7	6	4	3	4	3	3	4
日本	5	5	8	6	5	4	5	7	10	7	6	9
新加坡	6	6	9	7	6	7	7	8	8	10	5	8
加拿大	7	8	5	5	4	3	3	4	3	4	4	3
德国	8	9	7	8	8	8	6	6	6	5	7	6
法国	9	10	6	9	9	9	9	10	9	9	10	10
新西兰	10	(14)	(13)	(11)	10	10	10	9	7	8	9	7

2026 China Student Mobility
Development Report By New
Oriental

Published on Mar.17, 2026

Voice from local social media



Mainstream study abroad destinations for Chinese mainland students at the higher education level

2026启德教育
中国留学白皮书发布会

主流留学目的地中，中国内地学生高等教育阶段留学人数

- 美国仍是中国学生高等教育阶段留学目的地的首选，继续保持全球领先。
- 中国内地学生在仍是澳大利亚、新西兰、日本、意大利的最大生源国，稳居第一。
- 高等教育就读阶段，2025年中国内地学生前往澳大利亚、新西兰、法国就读的人数相比上一年有所增长。



数据来源：美国国际教育协会 (IIE) 官网

No. 表示：中国内地留学生在该国国际学生中的排名，% 表示：中国内地留学生占该国国际学生的比例

新西兰

14,585人
同比增长 **37.98%**

澳大利亚

158,663人
同比增长 **11.33%**

法国

27,123人
同比增长 **5.93%**

2026 China Student
White Paper

By EIC Education

Published on Mar.14, 2026

Voice from social media

UNITED STATES

Drastic international enrolment decline in 'Big Four'

Nathan M Greenfield 07 June 2026



Share

Tweet



Enrolment of international students in the 'Big Four' English destination countries – the United States, United Kingdom, Canada and Australia – continued to decline drastically for the January to March 2026 intake, according to a new study conducted by **Studyportals**.

American universities saw a decline of 20% in their BA programmes, a more than three-fold increase compared to last fall. Britain's 11% decline in new international BA students reversed last year's modest increase of three per cent.



For example, Keystone explains, "While the USA was our most-searched destination (19%), fewer students in our survey are selecting it as their intended study destination, a trend that has persisted for the second year running."

In other words, there is currently a significant gap between students' initial interest in the Big Four study destinations and their actual enrolment. While students may want to enrol in a preferred destination, they then weigh practical considerations such as their chance of obtaining a study visa and also compare the relative safety and affordability of various options.



» Data from OPEN DOORS

Leading Places of Origin

FROM THE 2025 OPEN DOORS® REPORT

Academic Year:

2024/25

Search Leading Places of Origin:

Rank	Place of Origin	Number of Students	% of Total	% change
1	India	363,019	30.8	9.5
2	China	265,919	22.6	-4.1
3	South Korea	42,293	3.6	-2.0

Country and Area Facts and Figures 2025

China



1,407,181,209
Total Population¹

INTERNATIONAL STUDENTS TOTALS

Year	International Students in the U.S.	U.S. Study Abroad
2024/25	265,919	N/A
2023/24	277,398	1,749
2022/23	289,526	469
2021/22	290,086	211

INTERNATIONAL STUDENTS BY ACADEMIC LEVEL

Academic Level	2023/24	2024/25	Total	Change
Undergraduate	87,551	78,583	29.6%	-10.2%
Graduate	122,778	120,229	45.2%	-2.1%
Non-Degree	5,517	5,126	1.9%	-7.1%
OPT	61,552	61,981	23.3%	0.7%

STUDENT VISAS ISSUED

Visa	Change 2023-2024 ³
F	-3.6%
J	33.6%
M	10.9%

» Visa grants to Chinese by UKVI

Grants of entry clearance visas, by course level, 2018 to 2026 Q1 [Notes]

Year 2024
Nationality China
Region (全部)

Sum of Grants	列标签		
行标签	2024 Q2	2024 Q3	2024 Q4
Student	11,151	84,220	3,083
Bachelors	1,040	24,745	856
Below Bachelors	406	3,041	516
Doctoral	474	2,401	598
Masters	5,668	52,842	833
Pre-sessional English	3,555	1,140	277
Unknown	8	51	3
总计	11,151	84,220	3,083

98,454

Grants of entry clearance visas, by course level, 2018 to 2026 Q1 [Notes]

Year 2025
Nationality China
Region (全部)

Sum of Grants	列标签			
行标签	2025 Q1	2025 Q2	2025 Q3	2025 Q4
Student	1,745	7,133	74,729	2,743
Bachelors	471	689	25,312	714
Below Bachelors	145	307	1,987	452
Doctoral	391	411	2,214	512
Masters	430	3,139	44,299	820
Pre-sessional English	250	2,520	842	133
Unknown	58	67	75	112
总计	1,745	7,133	74,729	2,743

86,350

Grants of entry clearance visas, by course level, 2018 to 2026 Q1

Year 2026
Nationality China
Region (全部)

Sum of Grants	列标签
行标签	2026 Q1
Student	1,573
Bachelors	422
Below Bachelors	138
Doctoral	443
Masters	425
Pre-sessional English	138
Unknown	7
总计	1,573

UK : sponsored student visa number 98,454 of 2024
sponsored student visa number 86,350 of 2025
sponsored student visa number 1,573 of 2026 Q1

<https://www.gov.uk/government/statistical-data-sets/immigration-system-statistics-data-tables#entry-clearance-visas-granted-outside-the-uk>

» Key Insights

- › Chinese families are taking a more long-term, pragmatic approach when choosing study destinations.
- › Practical factors such as affordability, safety, political uncertainty and visa barriers influence some families' decisions, particularly middle-class families focused on maximizing return on investment (ROI).
- › From an ROI perspective, Chinese families believe top-tier universities consistently deliver high returns – which explains why rankings carry so much weight in the Chinese market.
- › The U.S and U.K remain competitive in terms of appeal, especially when considering academic reputation and subject offerings.
- › Elite families firmly choose the U.S and U.K, as cost never is a concern - even during the economic downturns.



LanguageCert in China

» LanguageCert in China



Our Partners

- | We connected with about **1100 international schools** in China
- | **Over 200** international, bilingual, and leading public schools are our test centers and the number is growing year by year.
- | China represents a unique case in global education, characterized by ubiquitous reliance on agencies. Agent network is another key pillar for us, currently we can reach about **2000+ overseas study agents** in China and APAC region.
- | TNE Program is growing rapidly in recent years, we partnered with around **100 TNE projects** in China.

»» How We Can Support You

| Physical Support

We engaged with the schools, agents and other partners on a daily basis, and can distribute your university material alongside LanguageCert's.

We attended key events, such as high school counselors gathering, major agents annual conferences - to introduce your university to a wider range of stakeholders.

| Virtually Support

WeChat is the most effective communication channel in China, we have created dedicated WeChat Group for all of our partners where we can share your university information.

We host live- streaming every Wednesday, with each session promoted across our entire network.

>>> The key events we have attended



LanguageCert China Social Media



LanguageCert Official
WeChat Account



LanguageCert Official
Video Channel

官网: www.languagecert.org/en



Little Red Book: @朗思语言测评

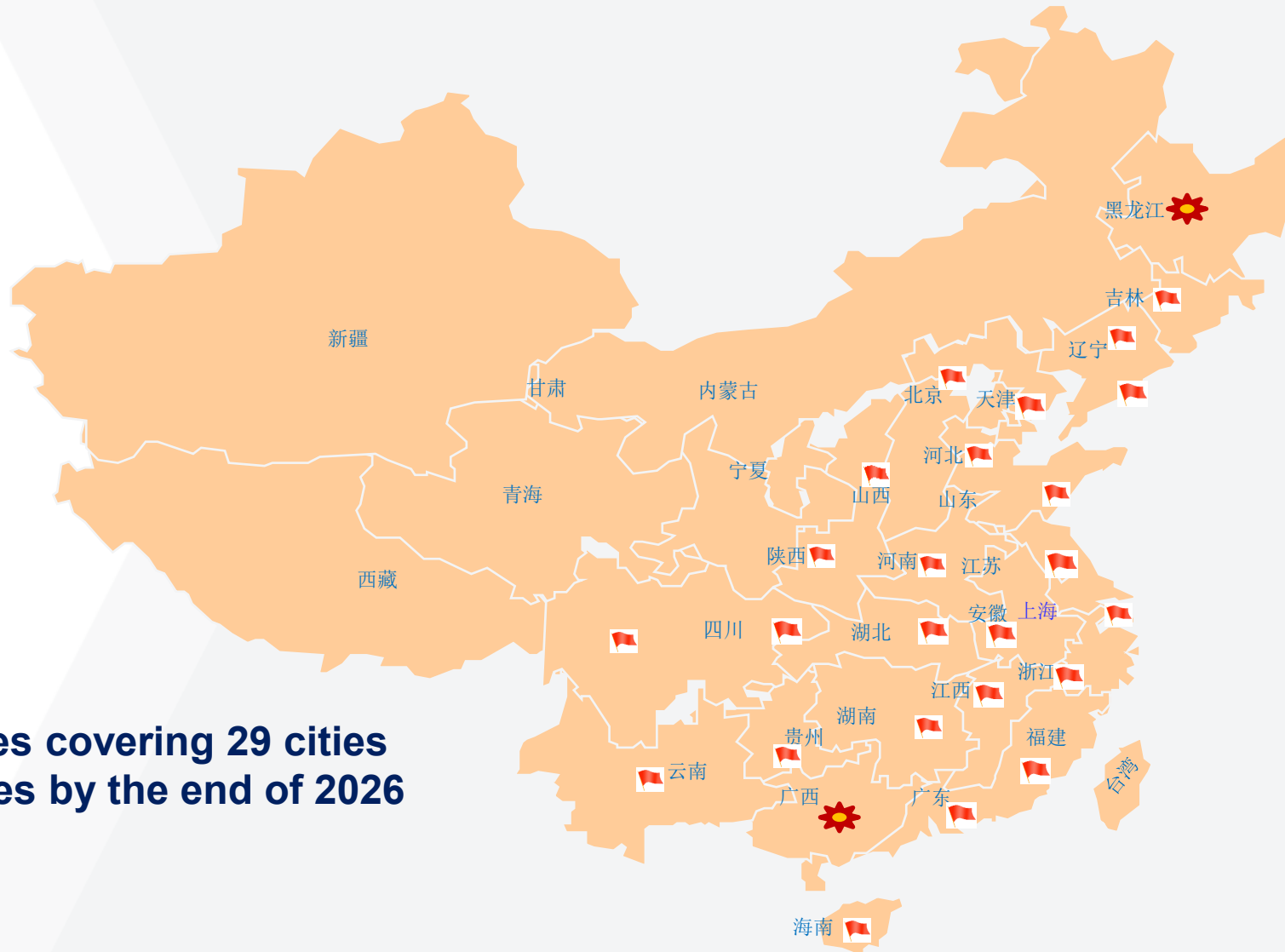




TikTok : @朗思语言测评



Weibo : @朗思语言测评官方微博

High Stake Test Centers Network in China



 Available venue
 Venue coming soon

- 44 venues covering 29 cities
- 50 venues by the end of 2026

High Stake Test Centers Capacity in China

Item No	TC No	City	Frequency/week
1	100671	Beijing	4 half days
2	100911	Cixi	4 half days
3	4921	Wuhan	every day
4	100841	Chengdu	4 half days
5	100241	Changsha	4 half days
6	100441	Fuzhou	4 half days
7	101811	Quanzhou	4 half days
8	101071	Haikou	4 half days
9	101091	Chongqing	4 half days
10	101121	Shenyang	4 half days
11	101151	Nanchang	4 halfdays
12	101141	Hefei	4 half days
13	101231	Guangzhou	4 halfdays
14	101161	Jinan	4 half days
15	101241	Changchun	4 half days
16	101321	Dalian	4 half days
17	101171	Nanjing	4 halfdays
18	4937	Tianjin	weekends
19	5041	Qingdao	3 days
20	101431	Xiamen	4 half days
21	101281	Hangzhou	4 half days
22	101411	Xian	4 haldf days
23	101401	Zhengzhou	4 half days
24	101381	Hefei	4 half days
25	101441	Shanghai	4 half days
26	101571	Suzhou	4 half days

Item No	TC No	City	Frequency/week
27	9359	Wuxi	4 half days
28	9369	Chongqing	4 half days
29	9396	Beijing	4 half days
30	9410	Nanchang	4 half days
31	9412	Yibin	4 half days
32	9434	Taiyuan	4 half days
33	8528	Beijing	2 days
34	5804	Dalian	2 days
35	8507	Jinan	2 days
36	8516	Shanghai	2 days
37	8523	Hangzhou	2 days
38	8513	Nanjing	2 days
39	8522	Wuhan	2 days
40	8661	Xian	2 days
41	8503	Chengdu	2 days
42	4868	Changsha	2 days
43	8508	Kunming	2 days
44	8505	Guangzhou	2 days

- **minimum 60000+ capacity/year**

The Best Candidate Support



Need help? Contact us!

Customer Service 24/7, 365 days a year through:

- **Our website at:**
www.languagecert.org/help-and-support
- **E-mail:** info@languagecert.org
- **Online chat:** www.languagecert.org
- **Telephone:** 400 882 2053
- › Priority slot reservations for our VIP partners
- › WeChat and Chinese language support from 9 AM to 9 PM
- › More than 100 local partners provide exam registration service



THANK YOU!

Questions ?

